

Automotive SPICE – VDA Guidelines Course 2 Days

Background

ISCN is a certified training partner of VDA-QMC and iNTACS for Automotive SPICE.

<https://nqa2.iscn.com/images/PdfFiles/TP-Certificate-CCF15042021.pdf>

<http://www.intacs.info/index.php/component/weblinks/category/122-training-organisation>

Training Provider

SQS Group

The SQS Group is the largest service supplier in software quality. INTACS Trainings are supplied in all European Countries.

Synspace

The Process Factory

Method Park

KUGLER MAAG CIE

Your worldwide partner for process and performance improvement

MB-technology GmbH

Mercedes-Benz technology. Please contact info@mbtech-group.com

ISCN

Business Cube & Partners, Inc.

WIBAS

Automotive SPICE – VDA Guidelines Course

Contents:

The online training comprises 2 days, from 09.00 – 17.00, and there is no exam. The training is mandatory to become a competent assessor.

The training builds on the VDA Guidelines for ASPICE 3.1 (Blue Book).

The training uses a portal from ISCN to display examples of the impact of rules and recommendations in the rating during an assessment.

Course Schedule

Day	Time	Chapter	Module	Exercise
Day 1	09.00 - 09.45	1	Introduction	NO
Day 1	10.00 - 11.00	2	Rating Rules and Recommendations	YES
Day 1	11.00 - 12.00	4	Exercise Left Side of the V	YES
Day 1	12.00 - 12.30		Discussions	
Day 1	12.00 - 13.00		Lunch	
Day 1	13.00 - 14.30	3	VDA Scope Specific Rules	YES
Day 1	14.30 - 15.30	4	Exercise Right Side of the V	YES
Day 1	15.30 - 16.00		Discussions	
Day 1	16.00 - 16.15		Coffee Break	
Day 1	16.15 - 17.00	5	Assessment Process	NO
			Homework to read	
Day 2	09.00 - 10.00	6	Exercise Specific Environments	YES
Day 2	10.00 - 10.30		Discussions	
Day 2	10.30 - 11.00		Coffee Break	
Day 2	11.00 - 11.30	7	Aggregation	NO
Day 2	11.30 - 12.30	9	Rating Rules L2 and L3	
	12.30 - 13.30		Lunch	
Day 2	13.00 - 14.30	8	Exercise Strategy, Traceability, etc.	YES
Day 2	14.30 - 15.00		Coffee Break	
Day 2	15.00 - 16.00	10	Exercises Capability Levels	YES
Day 2	16.00 - 16.30		Discussions	
Day 2	16.30 - 17.00		Summary	

Exercises

The course contains a mixture of lectures and practical exercises. Students learn to implement the ASPICE guideline based on case studies.

Resources Used

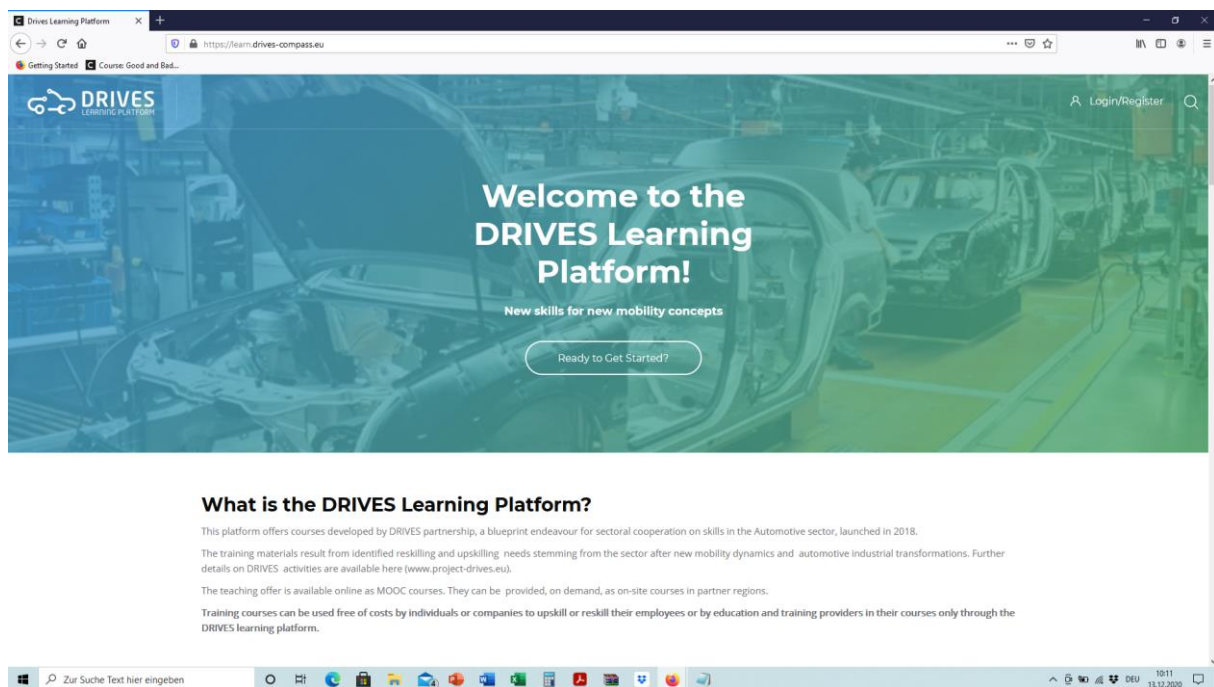
Please register with the training portals before the course starts.

Free Available ASPICE Introduction MOOCs to Attend as a Preparation

The course materials and lectures are online available on the DRIVES platform. MOOC stands for Massive open online courses.

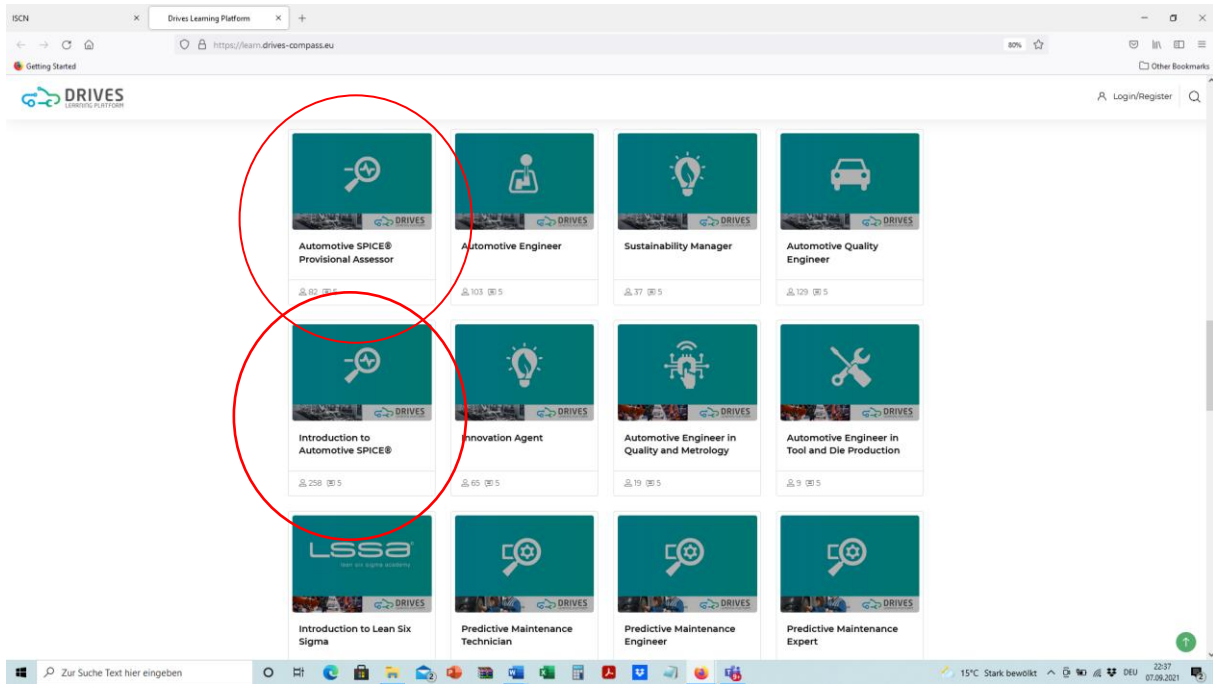
These courses are a good introduction to prepare for the course. To get introduced increases the capability to pass the VDA exa.

<https://learn.drives-compass.eu/>



Scroll down and select the course.

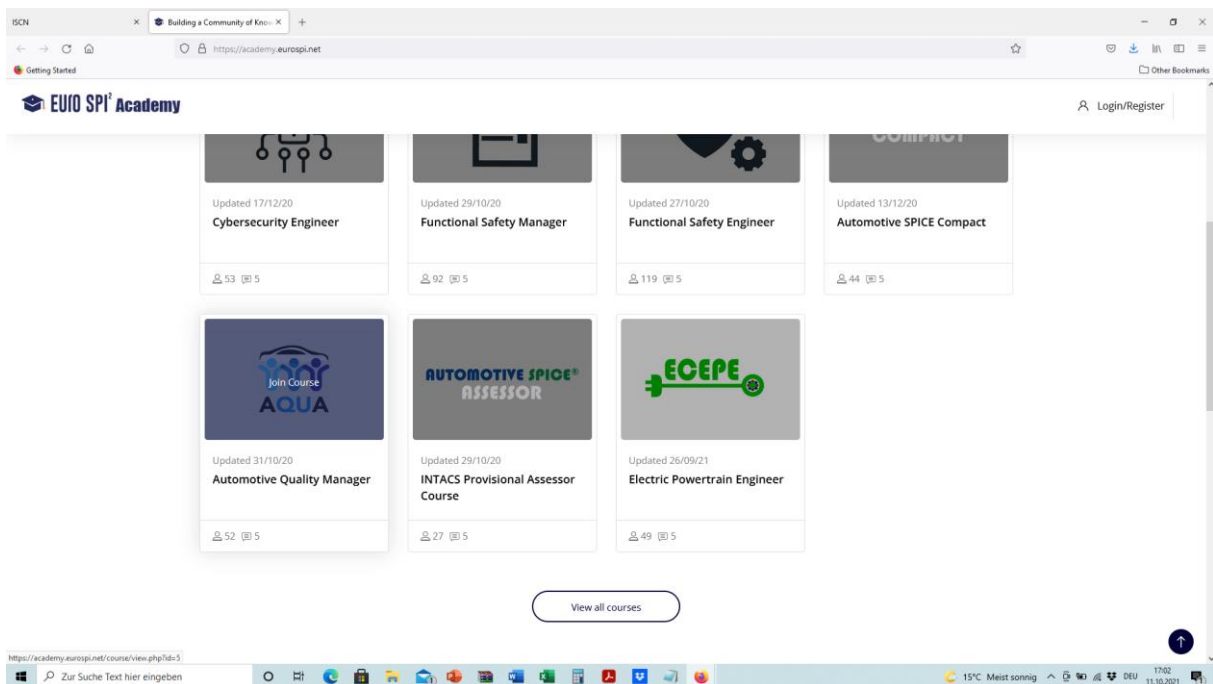
1. MOOC for Introduction to Automotive SPICE[®]
 - Select the course Introduction to Automotive SPICE[®]
 - Register
 - You receive an email and need to confirm by clicking the link in your email.
 - Then you can login
2. MOOC for Introduction to Automotive SPICE[®] Provisional Assessor
 - Select the course Introduction to Automotive SPICE[®] Provisional Assessor
 - Register
 - You receive an email and need to confirm by clicking the link in your email.
 - Then you can login



Automotive SPICE VDA Guideline Course (2 Days)

The course materials and lectures are online available on the EuroSPI Academy platform and form the basis for the course with exercises.

<https://academy.eurospi.net/>



- Select the course Automotive SPICE VDA Guidelines Course
- Register
- You receive an email and need to confirm by clicking the link in your email.
- Then you can login
- You need the enrollment key – **will be provided** -

Assessment Portal System

Practical exercises are performed with and cloud based assessment portal of ISCN.

https://www.iscn.com/capadv_r82/

The screenshot shows the 'Capability Adviser' web assessment portal. At the top, there is a navigation menu with links: 'About', 'Software Process Assessment', 'Process Assessment Model', 'Browse Domains', 'Login', and 'Help'. Below the menu, the page is divided into two main sections. On the left, under the heading 'THE GOALS', there are three bullet points: 'Establish plans for improvements', 'Benchmark with international standards', and 'Increase the competitiveness on the market'. Below the goals is a pyramid diagram with five levels, numbered 0 to 5 from bottom to top. On the right, under the heading 'Welcome to the Capability Adviser Web Assessment', there is a section titled 'The Version 8.1 includes:' followed by a list of features: 'Document your assessment notes in separate fields as strength, weaknesses and suggestion/improvements', 'Notes are saved automatically, no worries that notes get lost', 'Improved Benchmarking functionality to compare and analyse assessment results and determine which practices need a general improvement', 'Improved Assessment Report with Evidence list export', 'Deactivating Assessors, which are not any more active, assessments still include all their ratings and notes', 'Set assessments to read-only in order to archive them', 'Automatic generate your iNTACS log after the assessment', 'Decreased load times drastically', and 'Many small bug fixes and improvements'. Below this list, there is a paragraph stating: 'The Capability Adviser is a web based team assessment tool, supporting Automotive SPICE(r) 3.1, VDA Guidelines, joint assessments, assessment reports and much more.' At the bottom of the page, there is a dark blue footer with the ISCN logo and the website address 'www.iscn.com'.

The trainer will establish a training assessment and provide the exercise teams with an assessor account.

MS Teams Links

The lectures will be in the main stream. In addition there will be a 2nd stream and two teams in parallel will do ratings. The trainer will join the 2 teams on a time-sharing basis. Also possible is that only the main stream is used and the attendees form teams, connect themselves inside the company and return when fulfilling the exercise with results to the main stream.

For all 5 days

Mainstream, start here in the morning

Will be provided

Stream 2 (Exercise Team Break Out 1)

Will be provided

Stream 3 (Exercise Team Break Out 2)

Will be provided

This course is based on Automotive SPICE cases studies and assessment exercises.